

Scaled data based on original data using
LM-79-08 Approved Method: Electrical and Photometric Measurements of Solid-
State Lighting Products

Test Report Prepared for
Cooper Lighting Solutions
(formerly Eaton)

Brand: STREETWORKS

Report Number: P367150

Luminaire Tested: **PMM-SA2A-730-U-5NQ**

Issue Date: 12/2/2019

Test Information

Test Method: LM-79-08
Report Number: P367150
TEST IS SCALED FROM IESNA LM-79-08 TEST DATA (G2-1910-543-5)
Test Lab: INNOVATION CENTER
Issue Date: 12/2/2019
Manufacturer: COOPER LIGHTING SOLUTIONS (FORMERLY EATON)
Product Line: STREETWORKS
Catalog Number: PMM-SA2A-730-U-5NQ
Description: MESA POST TOP DECORATIVE LUMINAIRE. (2) LIGHTSQUARES WITH 16 LEDS EACH AND TYPE V NARROW OPTICS.
Light Source: -
Ballast/Driver: ELECTRONIC DRIVER

Summary

Lumens per Lamp: N/A
Luminaire Lumens: 7407 lumens
Efficiency: N/A
Efficacy: 112.2 lumens/watt
Luminous Opening: Rectangular (W 0.5' x L: 1' x H: 0')
IES Classification: Type V - Short
BUG Rating: B3 - U0 - G1

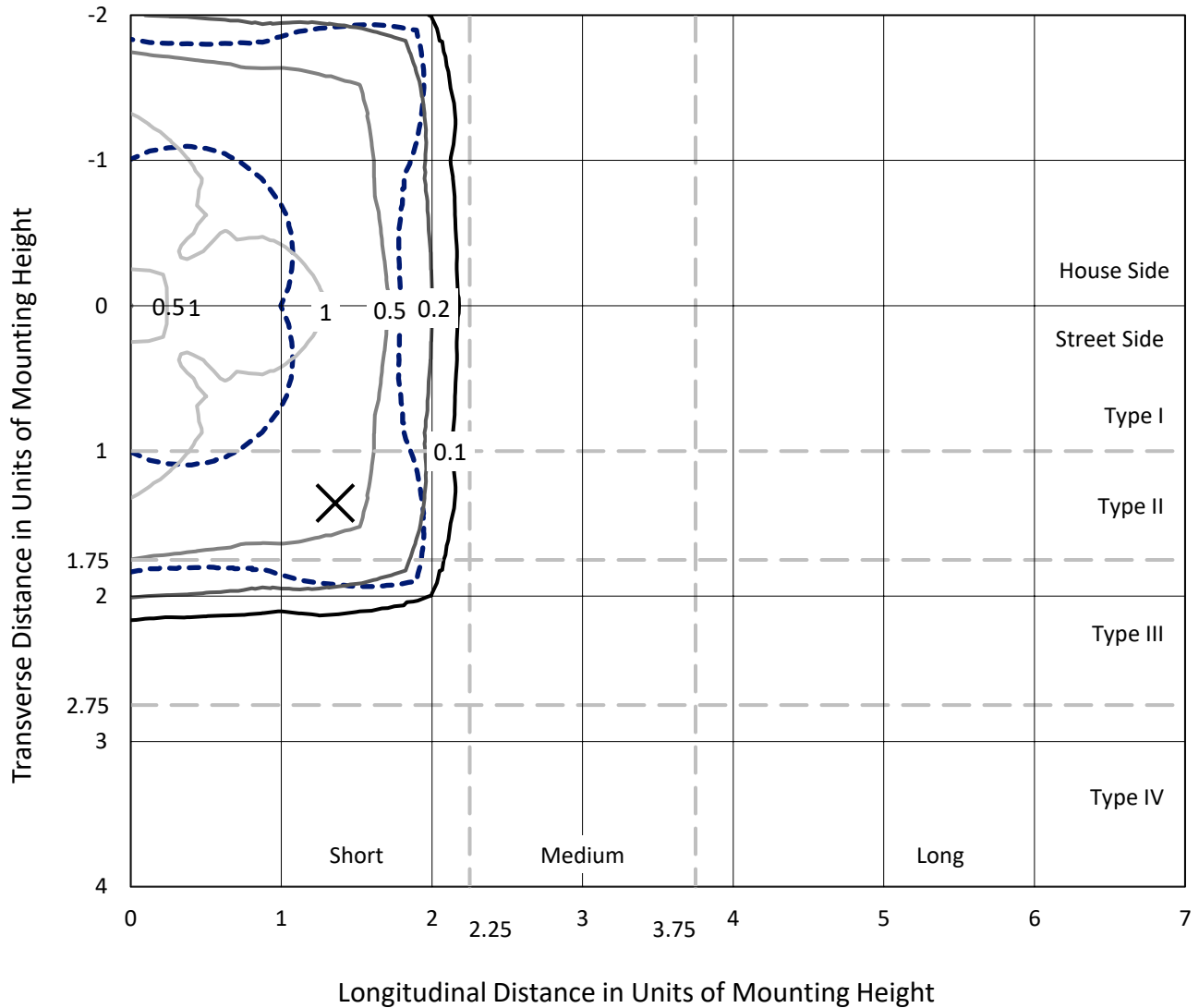
Input Watts (W): 66
Input Voltage (V): NR
Input Current (Ain): NR
Voltage Rise (V): NR
Power Factor: NR
Total Harmonic Distortion (THDi): NR
Frequency (hertz): 60
Stabilization Time: NR
Operation Time: NR
Ambient Temperature (°C): NR
Test Distance: 28.75 FT



REPORT NUMBER: P367150
 CATALOG NUMBER: PMM-SA2A-730-U-5NQ

Iso-Footcandle Lines of Horizontal Illumination

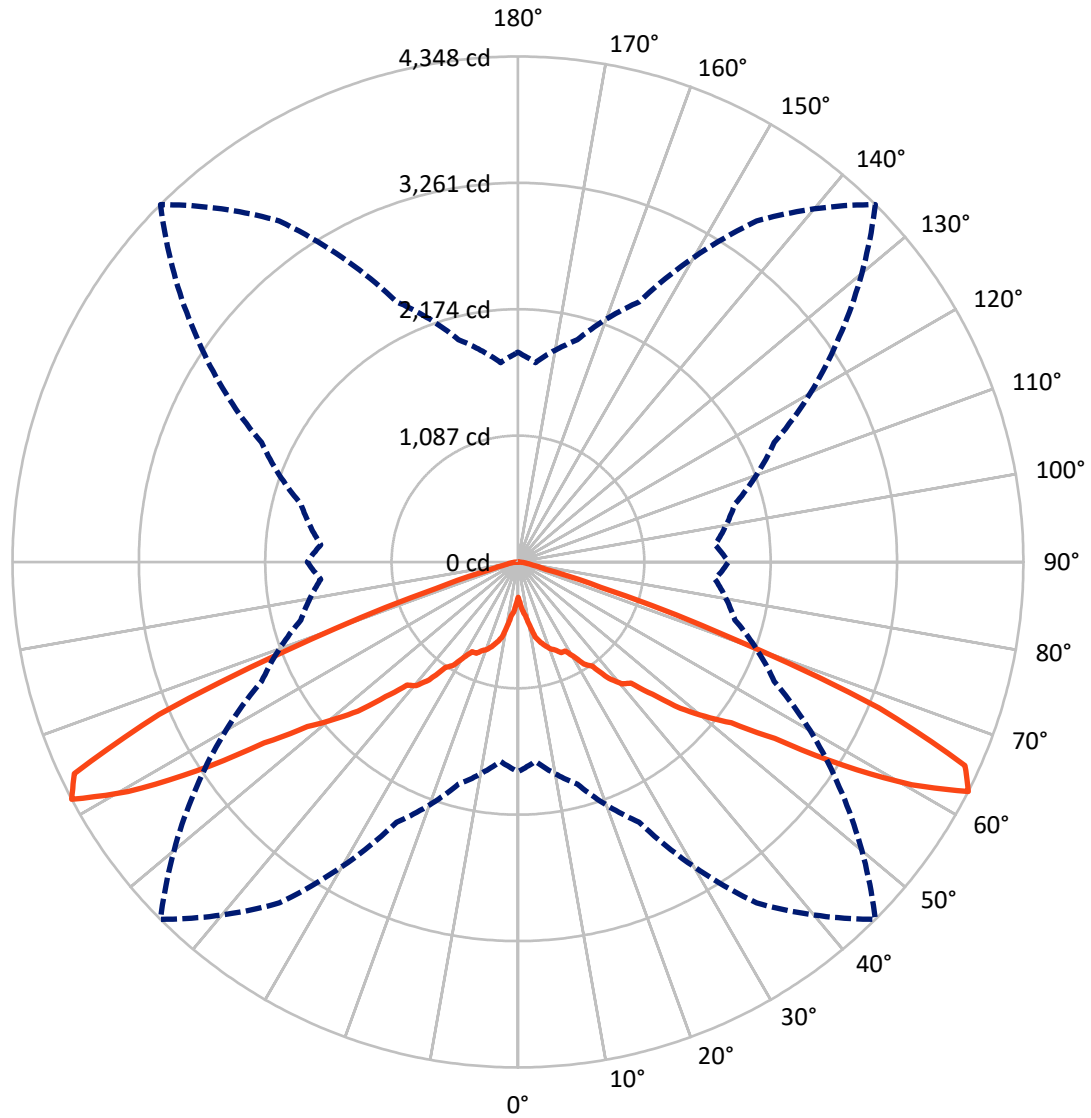
✕ Max cd
 - - - 1/2 Max cd



Based on 25 foot mounting height. Maximum calculated value = 1.3 fc
 Type V - Short - N/A

REPORT NUMBER: P367150
CATALOG NUMBER: PMM-SA2A-730-U-5NQ

Luminous Intensity Polar Plot



— Vertical Plane Through 45-Deg Lateral - - - Horizontal Cone Through 62.5-Deg Vertical

REPORT NUMBER: P367150
 CATALOG NUMBER: PMM-SA2A-730-U-5NQ

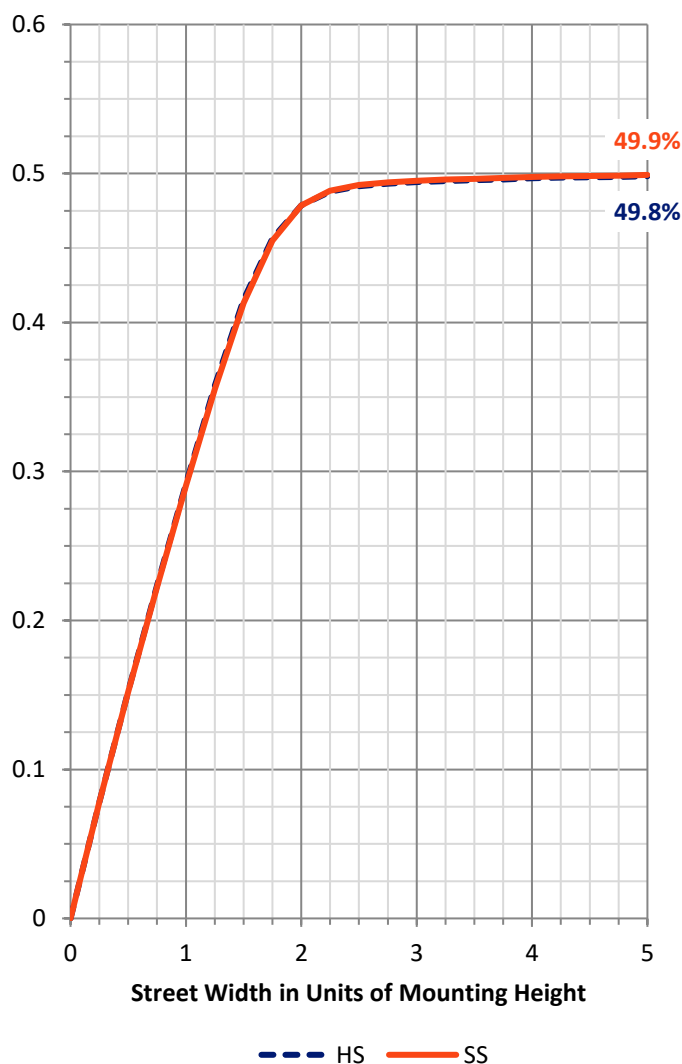
FLUX DISTRIBUTION:

		Downward	Upward	Total
House Side	Lumens	3703.5	0.0	3703.5
	% Fixture	50.0	0.0	50.0
Street Side	Lumens	3703.5	0.0	3703.5
	% Fixture	50.0	0.0	50.0
Total	Lumens	7407.0	0.0	7407.0
	% Fixture	100.0	0.0	100.0

ZONAL LUMENS:

Zone	Lumens	% Fixture
0°-10°	45.6	0.6
10°-20°	201.3	2.7
20°-30°	421.8	5.7
30°-40°	794.8	10.7
40°-50°	1442.5	19.5
50°-60°	2437.3	32.9
60°-70°	1822.0	24.6
70°-80°	203.8	2.8
80°-90°	37.9	0.5
90°-100°	0.0	0.0
100°-110°	0.0	0.0
110°-120°	0.0	0.0
120°-130°	0.0	0.0
130°-140°	0.0	0.0
140°-150°	0.0	0.0
150°-160°	0.0	0.0
160°-170°	0.0	0.0
170°-180°	0.0	0.0
0°-90°	7407.0	100.0
0°-180°	7407.0	100.0

Coefficient of Utilization

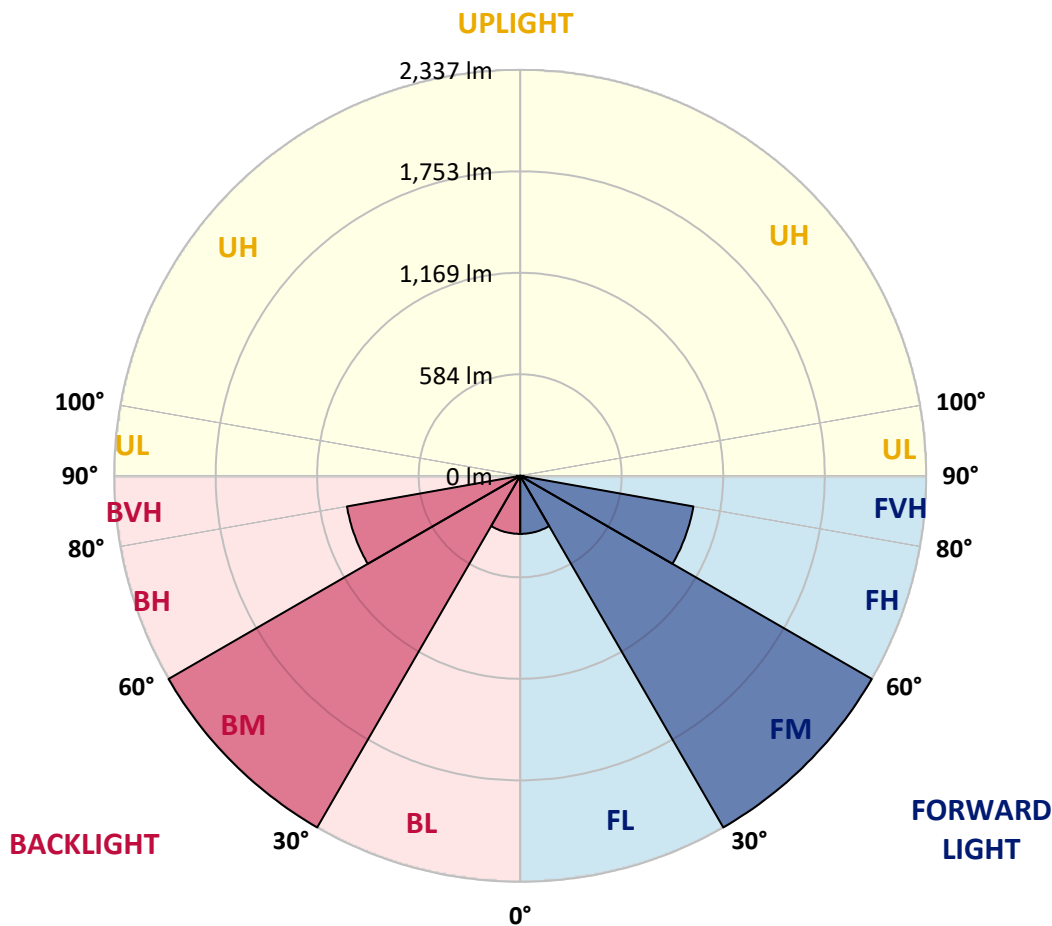


REPORT NUMBER: P367150
 CATALOG NUMBER: PMM-SA2A-730-U-5NQ

LUMINAIRE CLASSIFICATION SYSTEM LUMEN TABLE AND BUG RATING:

Zone	Lumens	% Fixture	Zone Rating/Lumen Limit		
			B	U	G
FL (0°-30°)	334.4	4.5			
FM (30°-60°)	2337.3	31.6			
FH (60°-80°)	1012.9	13.7			G1/1800
FVH (80°-90°)	19.0	0.3			G1/100
BL (0°-30°)	334.4	4.5	B1/500		
BM (30°-60°)	2337.3	31.6	B2/2500		
BH (60°-80°)	1012.9	13.7	B3/2500		G1/1800
BVH (80°-90°)	19.0	0.3			G1/100
UL (90°-100°)	0.0	0.0		U0/0	
UH (100°-180°)	0.0	0.0		U0/0	

BUG Rating: B3-U0-G1
 Type V Short





REPORT NUMBER: P367150
 CATALOG NUMBER: PMM-SA2A-730-U-5NQ

CANDELA DISTRIBUTION (FULL):

	0°	5°	15°	25°	35°	45°	55°	65°	75°	85°	90°
0°	302.9	302.9	302.9	302.9	302.9	302.9	302.9	302.9	302.9	302.9	302.9
2.5°	368.2	361.6	338.4	346.5	355.0	353.8	351.7	345.3	339.6	363.4	368.2
5°	469.5	454.4	446.3	439.7	438.2	421.9	444.2	441.8	449.3	462.0	474.3
7.5°	550.3	536.1	514.7	510.2	485.8	467.7	487.0	510.8	518.3	541.5	555.4
10°	579.8	567.4	571.4	551.2	550.0	555.1	550.9	556.3	576.2	573.5	583.7
12.5°	646.1	648.2	635.5	630.4	640.7	663.0	644.0	637.3	632.5	653.0	659.3
15°	708.2	720.5	699.7	696.4	692.2	713.0	692.5	702.4	711.2	715.4	713.0
17.5°	796.2	796.8	773.6	736.5	750.4	757.0	747.9	730.8	772.0	792.8	794.0
20°	854.0	856.1	810.3	752.5	791.6	797.7	793.1	757.3	812.1	846.8	845.3
22.5°	916.4	909.2	847.1	804.9	818.8	822.4	812.7	808.2	846.8	909.8	900.4
25°	958.3	971.5	909.8	882.6	870.9	862.5	874.8	877.2	916.7	973.9	942.3
27.5°	1058.3	1035.4	938.7	948.9	923.9	867.0	921.2	951.0	942.6	1040.2	1064.1
30°	1147.2	1147.8	1012.2	1031.8	985.4	939.3	998.1	1041.1	1030.6	1155.7	1133.1
32.5°	1260.8	1265.0	1139.1	1086.7	1055.3	1046.6	1039.3	1087.0	1152.6	1253.9	1256.0
35°	1383.5	1419.6	1248.5	1193.3	1140.0	1101.4	1143.0	1209.0	1251.8	1413.6	1385.0
37.5°	1622.4	1561.6	1421.4	1317.8	1283.7	1268.4	1290.4	1328.6	1421.1	1560.7	1609.8
40°	1763.8	1746.9	1556.1	1469.4	1338.0	1379.0	1366.9	1471.8	1548.3	1756.5	1761.1
42.5°	1979.8	1894.9	1723.4	1613.1	1495.0	1423.9	1499.2	1639.9	1732.4	1908.4	1991.6
45°	2150.7	2041.6	1909.3	1825.6	1676.4	1623.7	1650.8	1831.0	1947.0	2067.8	2177.2
47.5°	2339.6	2221.5	2089.2	1940.4	1794.8	1880.7	1832.8	1991.3	2104.6	2277.9	2380.3
50°	2577.1	2446.3	2277.0	2154.0	2057.6	2087.7	2080.2	2193.2	2333.0	2490.9	2607.2
52.5°	2838.7	2690.7	2527.4	2413.2	2372.5	2297.8	2395.4	2441.8	2544.9	2689.5	2826.0
55°	3021.6	2873.6	2774.8	2811.6	2800.7	2680.8	2766.4	2771.2	2721.5	2773.6	2911.0
57.5°	2993.3	2851.9	2838.4	2977.3	3184.9	3300.9	3168.7	2884.2	2697.9	2673.5	2819.1
60°	2617.2	2496.3	2620.5	2933.9	3538.7	3891.9	3382.6	2798.9	2492.1	2365.3	2505.7
62.5°	1803.6	1721.9	1979.2	2469.2	3581.2	4347.8	3374.8	2432.2	1932.8	1702.6	1811.7
65°	854.9	825.4	1042.7	1565.5	2983.0	4226.1	2948.4	1645.6	1112.6	888.7	913.4
67.5°	321.5	306.8	382.7	691.6	1878.9	3351.9	1982.0	811.8	430.3	334.5	345.9
70°	182.6	172.1	182.0	252.2	756.4	1898.5	854.9	278.4	182.9	166.6	177.5
72.5°	143.7	135.6	137.1	152.5	261.0	745.2	276.6	158.8	132.9	126.3	135.9
75°	118.7	111.5	111.2	119.6	152.2	242.0	156.4	121.4	107.6	102.8	110.6
77.5°	94.3	90.1	91.3	97.9	109.1	135.3	113.3	98.2	88.3	82.6	88.0
80°	69.0	68.4	73.2	79.3	81.4	91.0	85.0	79.3	70.5	62.4	64.5
82.5°	45.2	45.5	54.5	59.4	58.5	58.2	60.9	60.6	52.7	41.3	41.3
85°	25.9	26.5	33.4	37.4	36.8	29.2	38.6	38.9	33.8	25.0	24.1
87.5°	8.4	10.5	14.5	15.4	14.8	8.1	14.8	16.3	14.8	10.5	9.3
90°	0.0	0.0	0.0	0.0	0.0	0.0	0.0	0.0	0.0	0.0	0.0

(END OF REPORT)